



## 2011 ANNUAL REPORT


1300 655 002

[www.csf.com.au](http://www.csf.com.au)

Celebrating **40** years

CATHOLIC<sup>TM</sup>  
Super

# CONTENTS



If you require a printed copy of this annual report, you can order one by calling us on **1300 655 002**.

- 1 Report from the Chairman and Chief Executive Officer
- 2 The year at a glance
- 4 Investment performance
- 6 Investment objectives and strategies
- 8 Our investment returns
- 9 How returns are allocated
- 10 Investment management fees
- 11 Where your money was invested
- 12 Fund accounts
- 14 Who looks after your super?
- 16 Other things you need to know

This Annual Report was issued in December 2011 by CSF Pty Limited (ABN 30 006 169 286; AFSL 246664) (trading as "Catholic Super"), the Trustee of the Catholic Superannuation Fund (ABN 50 237 896 957; SPIN CSF0100AU). It provides important details about the Fund's activities and investments for the financial year ended 30 June 2011. A summary of the benefits and features of the Fund can be found in the Product Disclosure Statement available upon request or via our website, [www.csf.com.au](http://www.csf.com.au).

The information contained in this Annual Report is about the Fund and is general information only. It has been prepared without taking into account your personal investment objectives, financial situation or needs. It is not intended to be, and should not be construed in any way as, investment, legal or financial advice.

We recommend you assess your own financial situation before making a decision based on the information contained in this Annual Report. To help you with your decision making you may wish to seek assistance from a qualified financial advisor before making any changes to your financial affairs.

Neither Catholic Super, nor any of Catholic Super's service providers, guarantees the performance of the Fund or any particular rate of return. Past performance is not a reliable indicator of future performance.

Catholic Super does not accept any liability, either directly or indirectly, arising from any person relying, either wholly or partially, upon any information shown in, or omitted from, this Annual Report. Under no circumstances will Catholic Super be liable for any loss or damage caused by a user's reliance on information obtained from reading this Annual Report.

The information in this Annual Report is correct as at the date of publication. In the event of a material change occurring to any information contained in this Annual Report, Catholic Super will notify existing members in writing within the timeframes required by law. Where a change to information in this Annual Report is not materially adverse, Catholic Super will provide updated information online at [www.csf.com.au](http://www.csf.com.au). You may request a paper copy of any change, which will be provided free of charge.

# Report from the Chairman and Chief Executive Officer

Catholic Super is celebrating forty years of operation this year. The Fund commenced in 1971 and has returned an average of 10.6% to members over each of those years. While there were major economic and financial downturns in that period as there are now, I am pleased to announce that in the financial year 2010/2011, our balanced (default) option returned 11.4%.

In the media these days, the superannuation industry is often portrayed in terms that cast doubt on whether members will ever have enough money in their super accounts to be able to retire on the proceeds. We always stress the long term nature of our investments and if the Government is able to get its legislation passed to increase the Superannuation Guarantee Charge (SGC) from 9% to 12% over the next few years, more members will be able to retire with higher pension balances.

Whilst good returns are our priority, equally we strive to ensure that members have opportunities to attend seminars and to seek general and personal advice from our dedicated team of financial advisors and planners.

From a Board perspective, much energy has been expended this year on developing a process to restructure the Board. We have recently concluded a performance review of Directors individually and the Board as a whole. We have agreed upon an election process to reduce the size of the Board from sixteen to ten Directors, commencing in 2012.

The governance of the Board is very important and I encourage you to participate in the election of Directors when the process begins in 2012. All Directors at Catholic Super are elected by the members and employers. Information on the election process will be made available to all stakeholders in 2012 as the nomination process begins.

Most not-for-profit super funds pay their Directors a sitting fee, as does Catholic Super. Our Directors currently receive a fee ranging from \$19,000 per annum for Directors not on committees to \$24,500 for Directors with additional committee responsibilities. This fee is in the lower range of fees paid to Directors in the industry.

One of the pleasing outcomes of last year's merger is our movement into the health, aged care and community services sectors, which has opened up opportunities for new memberships and coverage across Australia.

As part of this process we intend to open a number of offices around the nation to meet the requirements of local members and employers. We will open offices in Sydney, Canberra, Brisbane, Cairns, Perth, Geelong and Hobart over time.

We have been very successful over the years and we not only pay tribute to the current Directors, senior management and staff but to all those who assisted in the Fund's development, especially Colin Bolger and Dan Sexton who were the first two Chief Executive Officers of the Fund.

As another year has passed into history, Catholic Super remains committed to all members and employers now and into the future.

I encourage you to take a few moments to read this Annual Report as it contains information about the Fund's activities and investments for the 2010/11 financial year. On behalf of our staff and Directors, thank you for being a member of Catholic Super. We are privileged to have the opportunity to work with you.



**Mr Peter Bugden**  
Chair of Trustee Board



**Mr Frank Pegan**  
Chief Executive Officer

# Catholic Super – Our year at a glance

## 2010/2011 ACHIEVEMENTS

3,000

Pension plan members  
reached

40

Years of  
service to  
members and  
employers

2,500

Financial planning  
consultations

49,000

Telephone calls from members  
and employers handled

300

Seminars delivered

70,000

Super fund members

10.6%

Average annual  
investment return  
to members since  
fund inception

214,500

Website visits

\$4.162 billion

Fund value as at 30 June 2011

## Insurance Online

It's now even easier to have the right cover through your super.

With Catholic Super you can now **apply online** to increase your cover. You can also transfer any cover held outside of Catholic Super online.

**Insurance Online** has everything you need at your fingertips:

- see how much insurance you already have
- access a tool to help you see if you need extra insurance
- when you know how much insurance you need, use the online form to apply

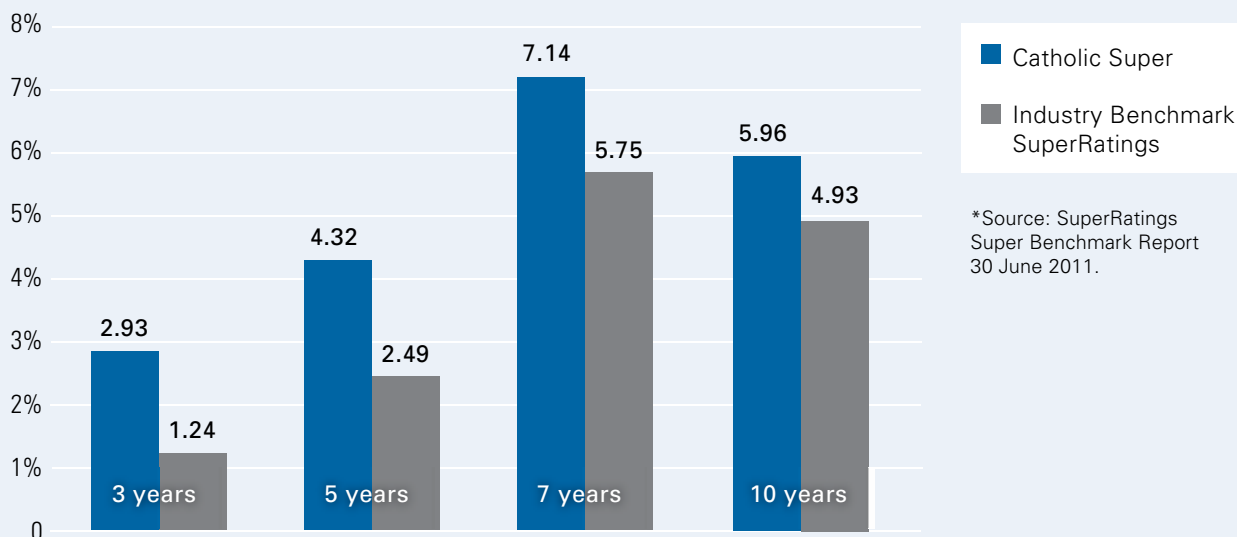


# A TOP PERFORMER

The investment performance of our Balanced Option is ranked number 1 in 2011, and over the longer term it is one of the top 5 performing funds in Australia over 3, 5, 7 and 10 years.\*

RANKED  
NUMBER 1  
IN 2011

## Balanced Investment Option as at 30 June 2011



\*Source: SuperRatings  
Super Benchmark Report  
30 June 2011.

## Join Online WENT PAPERLESS

New members and employers can join Catholic Super online and now it's paperless – we've done away with paper to make joining easier and quicker!





# Investment performance

Investment returns were generally favourable during 2010/11 with all of the major asset classes in which we invest generating positive returns. Indeed, many overseas equity markets rose by more than 20%, although the strong Australian dollar reduced the returns when expressed in terms of our currency, whilst low double digit returns were recorded in the Australian share market. As a result, most Australian superannuation funds registered a second successive positive year, following the two negative financial years in 2007/08 and 2008/09. Markets were, however, subject to considerable volatility and a very weak tone was evident over the closing months of the year and into the early part of the new financial year.



**Garrie Lette**  
Chief Investment Officer

The enduring theme within investment markets over recent years has been the need for debt reduction at both a government and personal level through large parts of the developed world, and how this will impact on prospects for economic growth, the fortunes of companies which are reliant on that growth, and hence on markets which have become accustomed to it.

The recovery from the global financial crisis (GFC) of 2007 and 2008 and the associated economic downturn is proving to be a slow and protracted process and this is making the deleveraging task more difficult than would otherwise be the case. Whilst this has been widely expected for some time, markets have experienced bouts of extreme nervousness and volatility as the implications of the economic reality work their way into the collective thinking.

Furthermore, during the year doubts mounted regarding the effectiveness of political systems in both the United States and in Europe in dealing with the enormous challenges which they each face. The brinkmanship over the increase in the US debt ceiling and the ongoing debate in Europe over the preferred way to handle the apparent insolvency of Greece represented the most obvious examples of this political malaise.

Due to our linkages with the strong economies of China and elsewhere in Asia, Australia continued to be in a relatively favourable position with low government debt, reasonable economic growth, and low unemployment. Even so, the strong Australian dollar and the cautious mood amongst consumers have made for tough conditions for many businesses in this country.

For the 2010/11 financial year, Catholic Super's Balanced Option recorded a return of 11.4% for superannuation members. This represented a very pleasing outcome both in absolute terms and relative to industry peers. This result means that measured over the four financial years since the start of the GFC (i.e. 2007/08 through to 2010/11), the total return of our Balanced Option has returned to positive territory. The strong result over the latest financial year also consolidates our favourable longer term performance record. Furthermore, our other investment options, both Managed Choice and Build Your Own, generally performed well.

The early months of the new financial year have seen a continuation of the downward trend in equity markets which commenced in April 2011. In addition, volatility has been extreme.

We understand that the market gyrations are unsettling for members, particularly those who are already retired or getting close to that point. In times such as these, we stick steadfastly to our focus on the medium to long term and seek to avoid overreacting to the day-to-day noise and changes of sentiment which drive returns on a month-to-month basis. Members who wish to discuss their particular circumstances in the light of the market developments should contact one of our financial planners.

## Investment Policy

The broad investment aim of the Trustee is to maximise the Fund's long term investment returns. Each investment option has clearly defined investment objectives and strategies. These are shown in the tables on the following pages.

For full details, ask for a copy of Catholic Super's Investment Policy Statement by calling **1300 655 002** or emailing [info@csf.com.au](mailto:info@csf.com.au).

The Trustee employs a number of professional investment managers to manage the assets of the Fund. With the assistance of the appointed Investment Consultant, the Trustee monitors and reviews the performance of each investment manager on a regular basis, adding or removing managers from time to time as appropriate. In addition, all of the Fund's assets are held by a Custodian to ensure the security of your super.

No more than 10% of the Fund or of any investment option is expected to be invested in any one underlying asset or security.

During the financial year ended 30 June 2011, the Trustee was not aware of any individual investments, or any combination of investments, that were invested either directly or indirectly in any single enterprise or group of associated enterprises, that had a total value of more than 5% of the Fund's total assets.

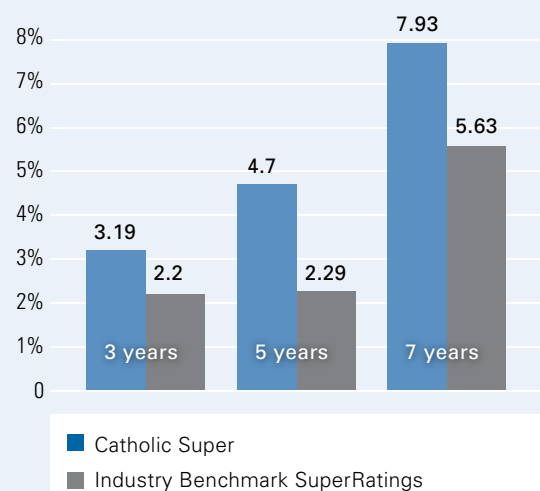
## Use of Derivatives

Derivatives are securities that derive their value from another security, e.g. futures and options. The Trustee does not directly utilise derivative instruments and does not intend to do so.

External investment managers may utilise derivatives in managing the investments of the Fund. Where this is the case, the Trustee confirms with the relevant investment managers on an annual basis that they have appropriate risk management processes in place in relation to the use of derivatives and the purposes for which they are used.

## Pension investment performance

### Balanced Investment Option as at 30 June 2011



\*Source: SuperRatings Super Benchmark Report 30 June 2011.

# Investment objectives and strategies

These tables explain each of our investment options, their objectives, strategies and asset allocations. For more information, check out the investment section of our Product Disclosure Statement available from our website at [www.csf.com.au](http://www.csf.com.au).

## Managed Choice Options

	Aggressive	Moderately Aggressive	Balanced (Default option)	Moderately Conservative	Conservative
<b>Aim</b>	Achieve strong long-term investment returns, while tolerating a very high level of volatility in returns.	Achieve attractive long term investment returns, while tolerating a high level of volatility in returns.	Achieve reasonably attractive long term investment returns while accepting a reasonable level of volatility in returns.	Limit investment risk while accepting that this is likely to result in lower investment returns over the long term.	Minimise the risk of loss of capital while accepting that this is likely to result in lower investment returns over the long term.
<b>Risk</b>	High	High	Medium to high	Medium to low	Low
<b>Return Objective</b>	CPI + 4.5%	CPI + 4.0%	CPI + 3.5%	CPI + 3.0%	CPI + 2.5%
<b>Target Asset Allocation</b>	96% Growth 4% Income	80% Growth 20% Income	70% Growth 30% Income	45% Growth 55% Income	25% Growth 75% Income

## Strategic Asset Allocation

	Aggressive		Moderately Aggressive		Balanced		Moderately Conservative		Conservative	
	2010	2011	2010	2011	2010	2011	2010	2011	2010	2011
<b>Asset Class</b>										
Australian Shares	49%	44%	39%	36%	33%	33%	25%	20%	13%	13%
Overseas Shares	37%	35%	30%	28%	24%	24%	16%	13%	8%	8%
Property	5%	5%	9%	9%	12%	12%	14%	14%	14%	2%
Infrastructure	5%	9%	5%	8%	8%	6%	2%	3%	2%	2%
Private Equity	4%	4%	4%	4%	3%	3%	0%	0%	0%	0%
Fixed Interest	0%	0%	10%	8%	15%	14%	23%	23%	33%	28%
Cash	0%	0%	3%	2%	5%	3%	20%	19%	30%	27%
Defensive Alternatives	0%	0%	0%	3%	0%	3%	0%	6%	0%	8%
Growth Alternatives	0%	3%	0%	2%	0%	2%	0%	2%	0%	0%





## Build Your Own Options

	Australian Shares	Overseas Shares	Property	Fixed Interest	Cash
<b>Aim</b>	Maximise long term investment returns through a diversified portfolio of Australian shares.	Maximise long term investment returns through a diversified portfolio of overseas shares.	Earn moderately high returns via income and growth over the medium to long term.	Earn moderate returns over the medium term mainly through income returns. In the short term returns can be negative from time to time.	Produce a return equal to or above the official cash rate.
<b>Risk</b>	High	High	Medium	Medium	Low
<b>Return Objective</b>	CPI + 4.5%	CPI + 4.5%	CPI + 3.0%	CPI + 2.0%	Achieve capital stability
<b>Target Asset Allocation</b>	100% Growth	100% Growth	20% Growth 80% Income	100% Income	100% Income
<b>Strategic Asset Allocation</b>	100% Australian Shares	100% International Shares	20% Property - Growth 80% Property - Income	100% Fixed Interest	100% Cash

continued over

# Our investment returns

## Long Term Returns

As superannuation is a long-term investment, it is generally appropriate to consider performance over five years or more.

The tables below shows the performance of our investment options over the last five years for both super and pension accounts. Returns shown are after fees and taxes as at 30 June 2011.

The actual returns credited to a member's account balance will be influenced by the timing of payments into and out of the account, allowing for contributions, taxes, fees and switches between investment options.

	Super Account	2006/2007	2007/2008	2008/2009	2009/2010	2010/2011	Annualised compound returns over 5 years
Managed Choice Options	Aggressive*	25.0%	-12.2%	-12.1%	11.6%	12.4%	3.9%
	Moderately Aggressive	22.6%	-9.4%	-10.7%	10.8%	11.4%	4.1%
	Balanced	21.0%	-6.4%	-9.9%	8.6%	11.4%	4.3%
	Moderately Conservative	16.4%	-3.9%	-6.0%	9.0%	8.8%	4.5%
	Conservative	12.2%	2.3%	-3.3%	7.6%	7.4%	5.1%
Build Your Own Options	Australian Shares	30.7%	-13.0%	-12.2%	13.5%	16.7%	5.8%
	Overseas Shares	20.0%	-19.1%	-10.0%	8.7%	6.9%	0.3%
	Property	16.2%	7.0%	-12.1%	8.1%	12.5%	5.9%
	Fixed Interest	4.4%	0.3%	6.2%	4.8%	6.6%	4.4%
	Cash^	5.4%	5.9%	4.9%	3.6%	4.7%	4.9%
	Inflation Rate (CPI)	2.7%	4.5%	1.5%	3.1%	3.6%	N/A

	Pension Account	2006/2007	2007/2008	2008/2009	2009/2010	2010/2011	Annualised compound returns over 5 years
Managed Choice Options	Aggressive*	26.9%	-13.3%	-13.8%	13.4%	13.6%	4.2%
	Moderately Aggressive	24.4%	-10.3%	-12.2%	12.6%	12.6%	4.5%
	Balanced	22.5%	-7.1%	-11.4%	10.1%	12.6%	4.7%
	Moderately Conservative	17.8%	-4.6%	-6.8%	10.4%	9.8%	5%
	Conservative	13.3%	2.7%	-3.6%	8.5%	8.2%	5.8%
Build Your Own Options	Australian Shares	31.9%	-13.9%	-12.6%	14.7%	17.8%	6.2%
	Overseas Shares	23.8%	-22.1%	-13.0%	11.6%	8.2%	0.1%
	Property	15.4%	7.6%	-13.4%	9.1%	12.4%	6.1%
	Fixed Interest	5.1%	0.3%	7.2%	5.5%	7.7%	5.1%
	Cash^	6.2%	6.8%	5.6%	4.1%	5.5%	5.7%
	Inflation Rate (CPI)	2.7%	4.5%	1.5%	3.1%	3.6%	N/A

\* Aggressive option was previously called Growth option

^ Cash option was previously called Cash Plus option

Past performance is not a reliable predictor of future performance, but longer-term historical data can be useful in assessing the relevance of current year returns to your retirement savings goals. Returns have been rounded to 1 decimal place.

# How returns are allocated

## Unit Prices

Catholic Super uses a 'unitised' system which was introduced on 1 July 2003. Each member is assigned a number of units corresponding to the dollar value of their account.

The value of those units, called the 'unit price', is updated weekly and is available on the Fund's website. The unit price moves up or down depending on the investment performance of each investment option.

As contributions are added to a member's account, units are purchased at the latest unit price. When a member leaves the Fund or withdraws money, units are redeemed (sold) at the latest unit price.

Unit prices for each investment option are derived by dividing the market value of the Fund's assets comprising each investment option, by the number of units on issue for the investment option, after allowing for non-member specific fees and taxes. Such fees include investment manager fees and custodian fees.

To work out the current value of an account balance, simply multiply the number of units held by the latest unit price available for the relevant investment option.

At the end of each financial year, Catholic Super takes the final unit prices and translates them into an annual return for each investment option. A member's statement shows the unit prices that apply to their chosen investment options, and also the returns earned over the financial year as a percentage.

Each member's return is influenced by the timing of contributions received, any withdrawals made, and any switches between investment options that may have taken place during the last financial year.

## Fund Reserves

Annual returns for each investment option are set closely in line with the actual investment return achieved on that option for the period concerned. However, a small reserve (generally less than 1% of assets) is maintained. The primary purpose of the reserve is to enable the Trustee to efficiently meet and mitigate the cost of an unexpected operational risk event on members and/or the Fund.

The reserve is a contingency reserve and is for short term funding requirements such as funding the rectification of errors where such costs are not met by third parties, or are recoverable from third parties or insurance but only at a much later stage. The reserve may also assist in meeting excesses applicable under insurance or indemnity arrangements.

The reserve may only be allocated with the authorisation (in writing) of the Chief Executive Officer, and any allocation from the reserve must be reported to the next scheduled Audit Committee meeting.

The level of the reserve will be set at an amount as may be determined by the Trustee from time to time. The reserve is invested using an enhanced cash strategy.

**Reserve movements over the last three years are shown below:**

Year	Reserve amount at 30 June
20010/2011	\$31,197,181
2009/2010	\$22,696,011
2008/2009	\$10,291,951

# Investment management fees

Investment management fees and tax are deducted from the applicable unit price for your investment option(s) before being applied to your account.

The investment management fee is based on the investment managers in place, their fee structure and the asset allocation for a particular financial year. It also covers the cost of custodian fees and investment advice.

The table below shows the annual investment management fees for the financial year ended 30 June 2011 in percentage terms as well as a dollar cost for every \$10,000 invested.



	Base Management Expense Ratio (MER)	Performance Fee*	Total Fee	Base Management Expense Ratio (MER)	Performance Fee*	Total Fee
<b>Managed Choice Options</b>						
Aggressive	0.66%	0.10%	0.76%	\$66	\$10	\$76
Moderately Aggressive	0.63%	0.09%	0.72%	\$63	\$9	\$72
Balanced	0.59%	0.08%	0.67%	\$59	\$8	\$67
Moderately Conservative	0.47%	0.06%	0.53%	\$47	\$6	\$53
Conservative	0.39%	0.04%	0.43%	\$39	\$4	\$43
<b>Build Your Own Options</b>						
Australian Shares	0.52%	0.11%	0.63%	\$52	\$11	\$63
Overseas Shares	0.76%	0.03%	0.80%	\$76	\$3	\$80
Property	0.65%	0.06%	0.71%	\$65	\$6	\$71
Diversified Fixed Interest	0.34%	0.00%	0.34%	\$34	\$0	\$34
Cash	0.07%	0.00%	0.07%	\$7	\$0	\$7

\* Performance fees: Some of the investment managers charge performance-based fees when they exceed agreed return targets. These fees will be incurred by those options which have an exposure to Australian Shares, Overseas Shares, Fixed Interest, Absolute Return, Infrastructure and Property.

# Where your money was invested

To help invest your super, we use professional investment managers and regularly monitor their performance. The following is a list of Catholic Super's investment managers during 2010/11.

Asset Class	Investment Managers	
<b>Australian Shares</b>	Realindex Investments** Perpetual Investment Management LI Capital Cooper Investors Renaissance Asset Management Acorn Capital Orbis Investment Advisory	Paradice Investment Management AMP Capital Investors* Concord Capital* Ausbil Dexia* GMO Australia* Adam Smith Asset Management*
<b>Overseas Shares</b>	Aberdeen Asset Management Generation Investment Management Orbis Investment Advisory Marathon Asset Management MFS Asset Management Lazard Asset Management QS Investors** Five Oceans Asset Management**	Alliance Bernstein* AMP Capital Investors* GMO LLC* Taube Hodson Stonex* Pzena Investment Management* LSV Asset Management* William Blair & Company*
<b>Direct Property</b>	AMP Capital Investors Lend Lease Real Estate Investment Colonial First State Global Asset Management Goodman Funds Management GPT Group	Industry Superannuation Property Trust Fiduciary International Real Estate Eureka Funds Management South East Asia Property Company* ICA Property Group*
<b>Listed Property</b>	Perennial Investment Partners SG Hiscock** Renaissance Asset Management	AMP Capital Investors* Aberdeen Asset Management*
<b>Diversified Fixed Interest</b>	Aberdeen Asset Management Members Equity – Super Loans Trust Colonial First State Global Asset Management	Vianova Asset Management Wellington Management Macquarie Funds Management*
<b>Cash</b>	Macquarie Funds Management Catholic Development Fund	Aberdeen Asset Management* Perpetual Investment Management*
<b>Infrastructure</b>	Infrastructure Capital Group Industry Funds Management Macquarie Specialised Asset Management	AMP Capital Investors QEII Car Park**
<b>Defensive Alternative</b>	Quellos Capital Management Hastings Funds Management Industry Funds Management**	Bentham Asset Management** Colonial First State Global Asset Management** BlackRock Investment Management*
<b>Private Equity</b>	AMP Capital Investors Pantheon Ventures Limited Siguler Guff & Company	HarbourVest Partners Limited Continuity Capital** Archer Capital*
<b>Growth Alternatives</b>	Transfield Services - Campus Living Villages	Bentham Asset Management**
<b>Currency</b>	State Street Global Advisors	

\* Terminated during the year. \*\*Appointed during the year.

# Fund accounts

The following is the Statement of Financial Position and Operating Statement from the audited Fund Accounts. The complete Financial Statements are available on request.

## Statement of Financial Position as at 30 June 2011

	30-Jun-11 (\$)	30-Jun-10 (\$)
<b>ASSETS</b>		
<b>Cash and Cash Equivalents</b>		
Cash at Bank	43,619,223	60,603,533
Cash Investments	525,168,657	568,160,362
<b>Trade and Other Receivables</b>		
Contributions Receivable	2,000	468,189
Sundry Debtors	66,102	163,823
GST Receivable	118,508	276,340
<b>Investments</b>		
Australian Shares	1,284,297,827	1,125,494,194
International Shares	809,797,174	759,368,955
Listed Property	101,039,827	60,063,684
Unlisted Property	396,763,816	391,643,249
Diversified Fixed Interest	378,145,000	342,596,872
Private Equity	135,907,252	122,154,894
Alternatives	273,414,057	73,992,614
Infrastructure	283,554,970	177,151,388
<b>Tax Assets</b>		
Deferred Tax Asset	44,782,467	31,925,381
<b>Other Assets</b>		
Fixed Assets	727,240	410,665
<b>TOTAL ASSETS</b>	<b>4,277,404,120</b>	<b>3,714,474,143</b>
<b>LIABILITIES</b>		
<b>Trade and Other Payables</b>		
Benefits Payable	243,672	407,909
Accounts Payable	7,539,412	7,433,424
Sundry Creditors	254,413	-
Superannuation Contributions Surcharge Payable	-	46,611
<b>Tax Liabilities</b>		
Current Tax Liability	17,364,845	11,353,869
<b>Provisions</b>		
Provision for Employee Benefits	415,276	375,468
<b>TOTAL LIABILITIES</b>	<b>25,817,618</b>	<b>19,617,281</b>
<b>NET ASSETS AVAILABLE TO PAY BENEFITS</b>	<b>4,251,586,502</b>	<b>3,694,856,862</b>
Represented by:		
<b>LIABILITY FOR ACCRUED BENEFITS</b>		
Allocated to Members' Accounts – Superannuation	3,556,763,423	3,139,853,483
Allocated to Members' Accounts – Pension	663,623,098	532,307,368
Not Yet Allocated	2,800	-
Reserves	31,197,181	22,696,011
	<b>4,251,586,502</b>	<b>3,694,856,862</b>



## Operating Statement For The Year Ended 30 June 2011

	30-Jun-11 (\$)	30-Jun-10 (\$)
<b>INVESTMENT REVENUE</b>		
Interest	1,965,638	1,717,849
Distributions	219,688,148	103,552,764
Changes in Net Market Value	211,972,278	159,284,192
	<b>433,626,064</b>	<b>264,554,805</b>
<b>CONTRIBUTIONS REVENUE</b>		
Employer Contributions	268,522,922	217,561,536
Member Contributions	54,558,567	20,750,550
Transfers In	75,951,677	845,655,143
Government Contributions	4,003,397	4,817,345
	<b>403,036,563</b>	<b>1,088,784,574</b>
<b>OTHER REVENUE</b>		
Proceeds from Group Life Insurance	4,332,945	2,300,898
Other Income	2,515	48,668
<b>TOTAL REVENUE</b>	<b>840,998,087</b>	<b>1,355,688,945</b>
<b>INVESTMENT EXPENSES</b>		
Direct Investment Expenses	18,549,108	14,243,141
<b>GROUP LIFE INSURANCE EXPENSES</b>	<b>18,636,866</b>	<b>12,179,904</b>
<b>GENERAL ADMINISTRATION EXPENSES</b>		
Administration Expenses	5,251,562	2,984,172
Audit Fees	143,305	161,500
Operating Expenses	7,615,391	7,072,696
Anti-Detriment Payments	555,792	196,143
Superannuation Contributions Surcharge	-48,002	-26,895
<b>TOTAL EXPENSES</b>	<b>50,704,022</b>	<b>36,810,660</b>
<b>BENEFITS ACCRUED AS A RESULT OF OPERATIONS BEFORE INCOME TAX</b>	<b>790,294,065</b>	<b>1,318,878,285</b>
<b>INCOME TAX EXPENSE</b>	<b>23,466,952</b>	<b>66,142,940</b>
<b>BENEFITS ACCRUED AS A RESULT OF OPERATIONS AFTER INCOME TAX</b>	<b>766,827,113</b>	<b>1,252,735,345</b>

# Who looks after your super?



Back row L – R: Peter Haysey, Paul Newman, John Mildren, Peter Bugden, Greg Quinn  
 Centre row L – R: Joe Sirianni, Peter Rush, John Connors, Frank Pegan, John Pollock, Brian Reed  
 Front row L – R: Fran Renehan, Marcia Clohesy, Rosemary Scarlett, Sr Angela Ryan, Debra James

## Board of Directors

The role of the Board is to ensure that the Fund is operated and managed in the best interests of members and in accordance with its Governing Rules and superannuation legislation.

The Board meets in accordance with a schedule of meetings that is established prior to the start of each calendar year and Directors receive a modest fee for carrying out their duties.

The Board consists of equal numbers of Member and Employer representative Directors who are nominated by relevant organisations in accordance with their particular nomination procedures.

As a result of the merger with National Catholic Superannuation Fund on 1 April 2010, the number of Directors on the Board was increased from 10 to 16. This number will be progressively reduced to 10 via an election program commencing in 2012.

The current Directors (as at 31 October 2011) are:

### Member Representative Directors

<b>John Mildren (Deputy Chair)</b>	Manager, Student Services and Industry Liaison, Victorian Registration and Qualifications Authority
<b>Mr Peter Haysey (Deputy Chair)</b>	Economics Teacher, Diocese of Lismore Online Education Centre, on secondment from Diocese of Wagga Wagga
<b>Debra James</b>	General Secretary, Independent Education Union Victoria Tasmania
<b>Joe Sirianni</b>	Teacher, Holy Eucharist School, St Albans South
<b>Fran Renehan</b>	Teacher, Lavalla Catholic College, Traralgon
<b>John Connors</b>	Principal, St Anne's School, Kew East
<b>Greg Quinn</b>	Assistant Principal – Staff Services, Lourdes Hill College, Hawthorn
<b>Paul Newman</b>	Former Investment Advisor, Mercer

## Employer Representative Directors

<b>Peter Bugden (Chair)</b>	Part-time Executive Manager, Catholic Super
<b>Frank Pegan</b>	Chief Executive Officer, Catholic Super
<b>Rosemary Scarlett</b>	Business Manager, Hume Anglican Grammar, Craigieburn
<b>Marcia Clohesy</b>	Former Team Leader, Human Resources, Catholic Education Office, Melbourne
<b>Brian Reed</b>	Deputy Principal, Sacred Heart College, Kyneton
<b>Peter Rush</b>	CEO, Catholic Church Insurances Limited
<b>Sr Angela Ryan</b>	Executive Officer to the National Committee for Professional Standards and Director of the Religious Institutes Support Fund
<b>John Pollock</b>	Former Chief Financial Officer and Company Secretary, Catholic Church Insurances Limited and Director of the Religious Institutes Support Fund

## Trustee Committees

The Trustee has established four Committees and two Management Groups to assist with the management and administration of the Fund outside of scheduled Trustee Board meetings. These are the Audit Committee, Executive Officer Remuneration Committee, Research Committee, Risk Management Committee, Investment Management Group, and Insurance Reference Group.

These Committees and Management Groups are comprised of Directors, members of the Fund Secretariat, and representatives from external providers who have been selected by the Board for their specialist skills and experience.

## Other people who help us manage Catholic Super

The Trustee employs various professional advisers and service providers to assist in the management of the Fund. The Trustee is not associated with any of these organisations.

<b>Administration Manager:</b>	Catholic Church Insurances Limited
<b>Master Custodian:</b>	NAB Asset Servicing
<b>Investment Managers:</b>	Refer to 'Where your money was invested' on page 11 for a full list of managers
<b>Bank:</b>	Westpac Banking Corporation
<b>Investment Consultant:</b>	JANA Investment Advisers
<b>Auditor:</b>	Grant Thornton
<b>Solicitors:</b>	IFS Legal
<b>Tax Advisor:</b>	Deloitte

# Other things you need to know

## Eligible Rollover Fund

If your super account balance falls below \$1,000 and you no longer work for a Catholic Super participating employer, there are two ways to keep your Catholic Super account open. You could ask your new employer to send your contributions to your Catholic Super account, or you could make a personal contribution or rollover benefits from another super fund to your Catholic Super account in order to maintain a balance of more than \$1,000.

If you don't do any of these within 6 months of the most recent contribution being paid into Catholic Super on your behalf, or you become a 'lost' member and your account balance is less than \$9,500, any insurance cover you have with Catholic Super will stop, and your super account balance will be transferred to:

<b>AUSfund</b>	Australia's Unclaimed Super Fund PO Box 2468 Kent Town SA 5071
<b>Email:</b>	<a href="mailto:admin@ausfund.net.au">admin@ausfund.net.au</a>
<b>Phone:</b>	1300 361 798
<b>Fax:</b>	1300 366 233
<b>Internet:</b>	<a href="http://www.ausfund.net.au">www.ausfund.net.au</a>
<b>International phone:</b>	+61 8 8205 4953
<b>International fax:</b>	+61 8 8205 4990

These transfers are processed by Catholic Super on a quarterly basis. If your account is transferred to AUSfund you will cease to be a member of Catholic Super. We encourage you to obtain a Product Disclosure Statement (PDS) from AUSfund in order to understand their fee structure and how they will manage your account balance.

AUSfund is an eligible rollover fund into which lost super fund members or members with small inactive accounts are transferred. AUSfund has a low fee structure designed to protect members with small balances. All members' balances are member protected, which means that administration charges will generally not be more than interest earned. Most members will continue to accumulate interest in AUSfund. AUSfund does not offer insurance cover.

## Unclaimed Monies

By law, Catholic Super must transfer lost super accounts with balances under \$200, or those that are unidentified and have been inactive for more than five years, to the Australian Taxation Office (ATO). To find out more, visit [www.ato.gov.au](http://www.ato.gov.au).

## Temporary Residents' Benefits

Catholic Super is required to pay the super of former temporary residents to the ATO, if it has been more than six months since the former temporary resident employee departed Australia, and their visa has expired or been cancelled. Visit [www.ato.gov.au](http://www.ato.gov.au) for more information.

## Compliance

Catholic Super is a regulated superannuation fund under the Superannuation Industry (Supervision) Act 1993. For the period 1 July 2010 to 30 June 2011, and all previous reporting periods, the Trustee is of the opinion that the Fund complied with all statutory requirements of superannuation, taxation and other relevant legislation, and that the Australian Prudential Regulation Authority (APRA) would be satisfied with the Fund's compliance for those years.

## Trust Deed and Rules

The Fund is governed by a Trust Deed dated 11 January 1971 together with subsequent amendments. There have been no amendments to the Trust Deed during the 2010/11 financial year.



*This page left blank intentionally*



[www.csf.com.au](http://www.csf.com.au)

GPO Box 180  
Melbourne VIC  
3001

**1300 655 002**

**E** [info@csf.com.au](mailto:info@csf.com.au)  
**F** 03 9934 3465



**Kim Selby Photography**  
[www.kimselbyphotography.com](http://www.kimselbyphotography.com)

Issued by CSF Pty Limited (ABN 30 006 169 286; AFSL 246664), the Trustee of the Catholic Superannuation Fund (ABN 50 237 896 957; SPIN CSF0100AU). The information contained herein is about the Fund and is general information only. It has been prepared without taking into account your personal investment objectives, financial situation or needs. It is not intended to be, and should not be construed in any way as, investment, legal or financial advice.